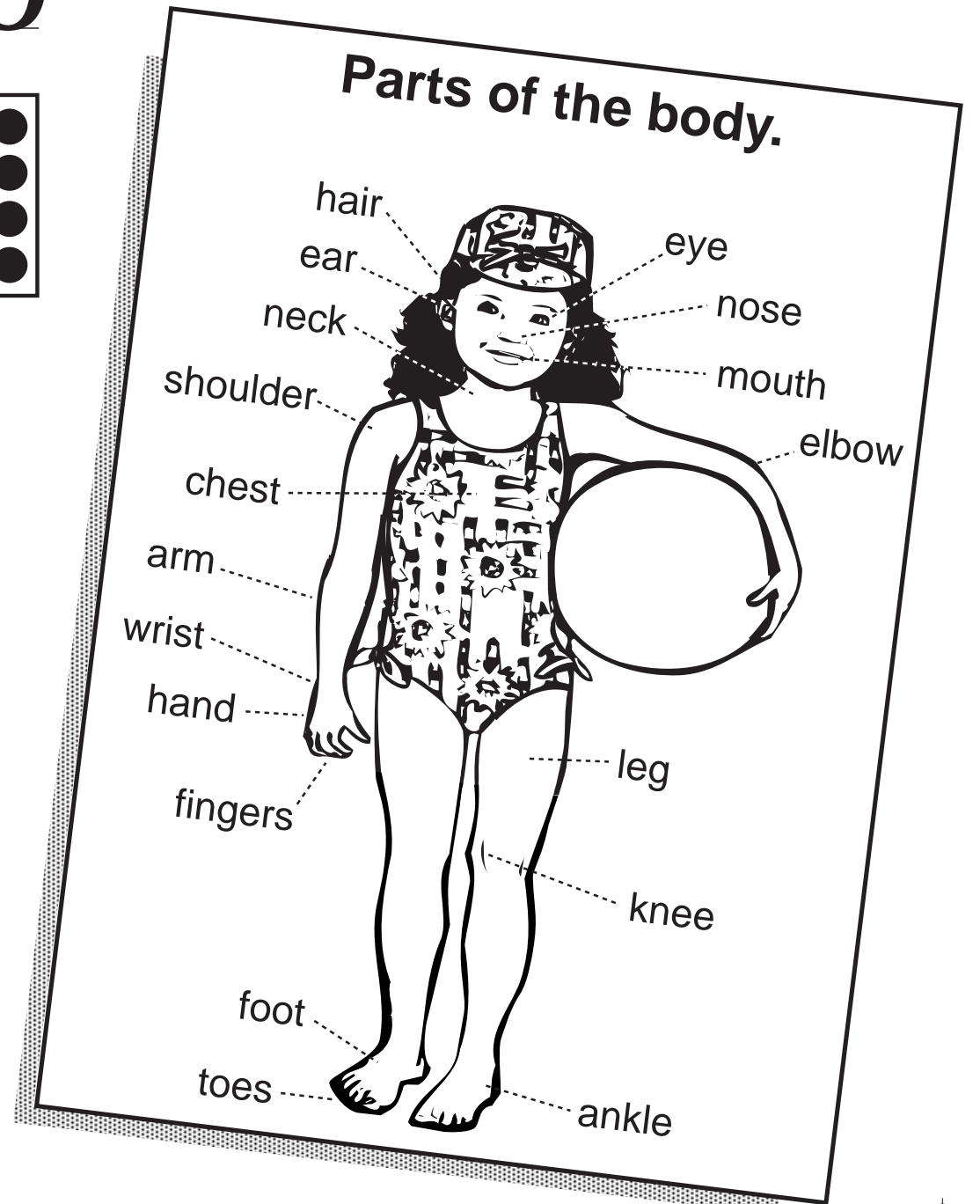
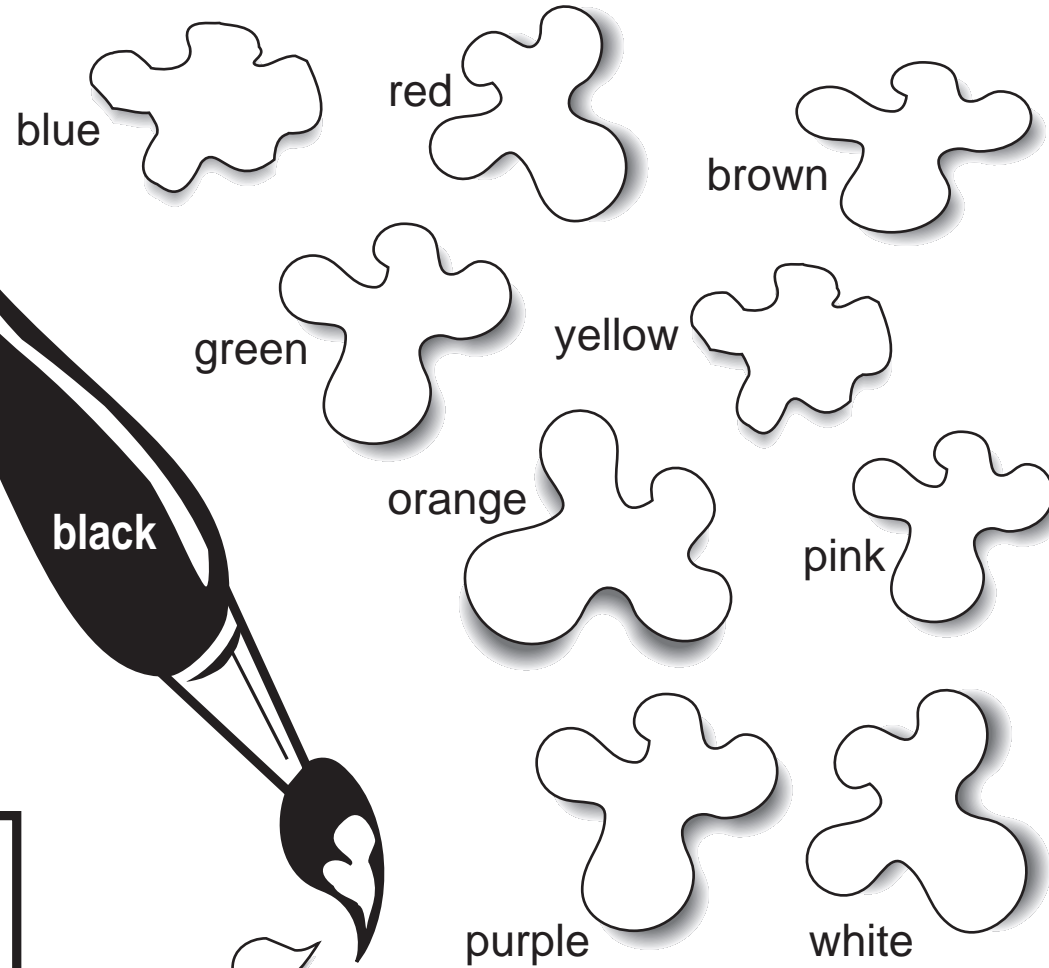

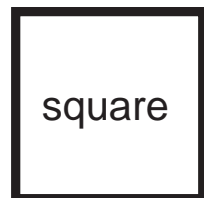
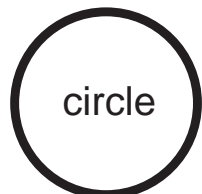

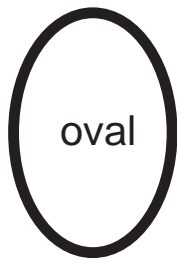




A B C D E F G H I J K L M N O P Q R S T U V W X Y Z

a b c d e f g h i j k l m n o p q r s t u v w x y z

1 2 3 4 5 6 7 8 9 10



READ TO YOUR CHILD EVERYDAY!

Let them pretend to read and write.

Talk to your child about why you use a:

- newspaper
- T.V. guide or schedule
- calendar
- cook book
- phone book
- story book
- letter
- shopping list

Your child should know the meaning of these:

biggest	smallest
tallest	shortest
fattest	thinnest
more	less
full	empty
fast	slow
hot	cold
widest	fewest

Use position words to give simple directions.

over	under
first	last
in	out
on	under
up	down
front	back
next to	behind
middle	end
between	beside
above	below
top	bottom
left	right
around	corner
forward	backward

How much does your child know about a book?
Can your child show you:

- cover of the book?
- front of the book?
- back of the book?
- title?
- print (words)?
- pictures?
- where to start reading?
- which direction to read?
- how to read from left to right and return to the beginning of the next line?

Your child should be able to pronounce his / her first and last name. Also, your child should be able to write his / her first name using a capital then small letters.

ex. John not JOHN

Self-help skills

- Put shoes on the right feet.
- Lace / tie shoes.
- Button, zip, or snap clothes.
- Toileting needs.
- Blowing and wiping nose.

Don't forget those nursery rhymes.

Use these words to compare items:

near	far
same	different
few	many
more	less
fat	thin
large	small

Count aloud to 20

(count fingers and toes)

Help your child learn his / her birthday, address, and phone number.
