




## Starting the Alachua Digital Academy

<b>Step 1</b>	<b>Step 2</b>	<b>Step 3</b>
<p><b>Contact Your Teacher</b></p> 	<p><b>Log on to Canvas</b></p> 	<p><b>Zoom</b></p> 
<p>Parents can use the <a href="#">Skyward Family Access</a> account to access student information.</p> <p>Teacher emails are on the school's website (<a href="http://williams.sbac.edu">williams.sbac.edu</a>), or you can call the front office (352-955-6719) for contact or Skyward support.</p>	<p>Students will use Active Directory usernames and passwords to log onto <a href="#">myPortal</a> to then access Canvas. Go to <a href="https://reset.sbac.edu/">https://reset.sbac.edu/</a> or call 352-955-7051 Option 2 for support.</p> <p>School laptops will be logged on by using the unique number on each laptop (ACPS #).</p>	<p>Zoom links will be shared on Canvas.</p> <p>Students will need to have a camera and a microphone to participate.</p> <p>It is recommended that students use a mouse and headphones.</p>

<b>Tech Help</b>	<p><b>Family Support Services</b></p> <p><a href="https://sites.google.com/gm.sbac.edu/alachua-digital-academy/home">https://sites.google.com/gm.sbac.edu/alachua-digital-academy/home</a></p>	<p>Digital Academy, Canvas, myPortal, GSuite, Zoom, Passwords, Skyward</p>
------------------	--	--