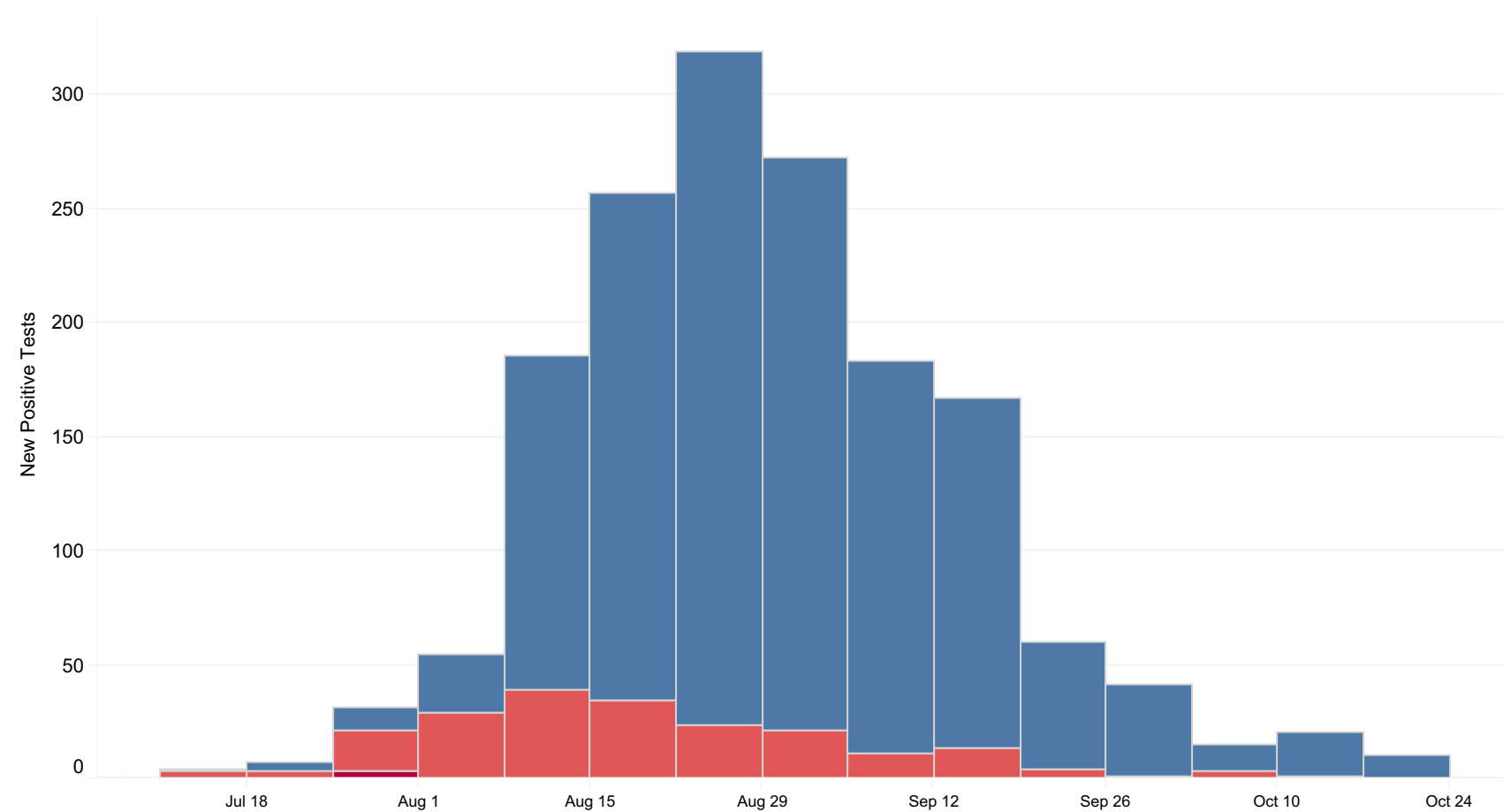


COVID Case Reports

	Students	Staff
Last 14 Days	30	2
Total Cases	1,419	203

Weekly New Cases



CDC Level of Community Transmission: High

Source: <https://covid.cdc.gov/covid-data-tracker/#county-view>

Students in Quarantine: **49**

Cases Reported Thursday: **+4**

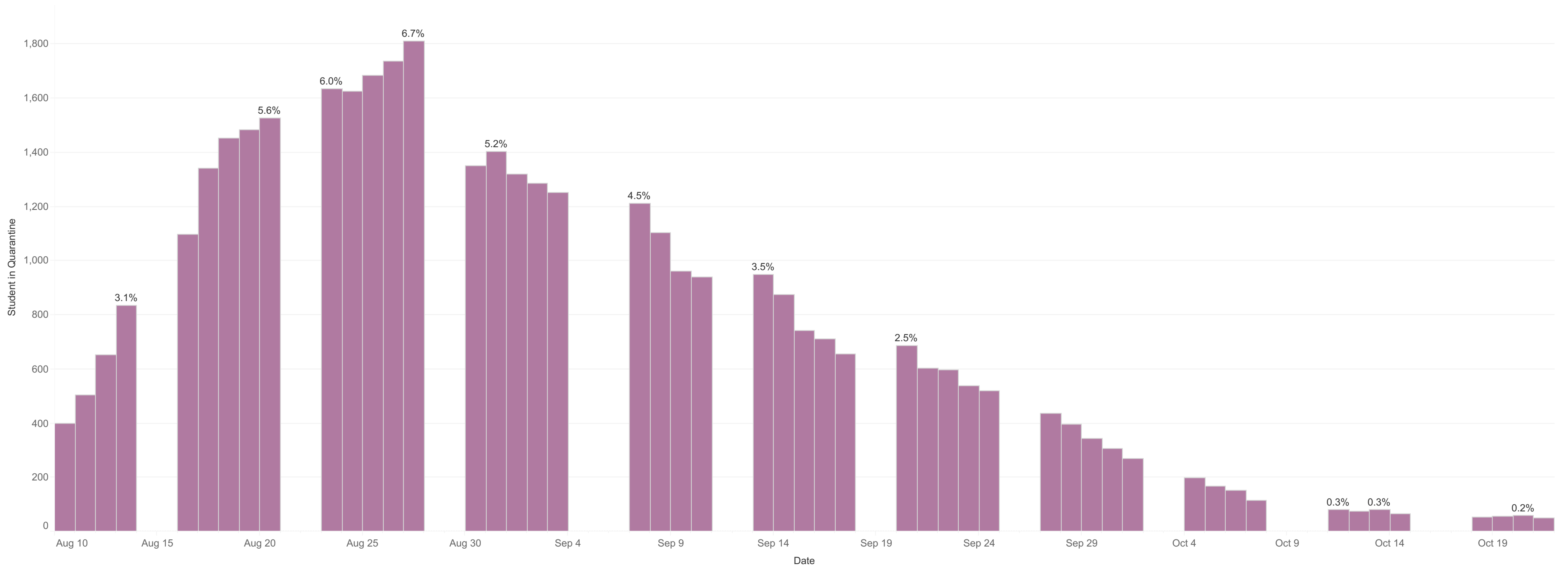
Cases by Location

Cases since July 1, 2021
Updated October 21, 2021

Type	Location	Last 14 Days		Previous Cases	
		Students	Staff	Students	Staff
Elementary Schools	Alachua			29	6
	Archer			50	5
	Chiles	1		43	3
	Stephen Foster	2		13	1
	Glen Springs	3		19	1
	Hidden Oak	1		55	6
	High Springs			85	2
	Idylwild	4		30	
	Irby			13	7
	Lake Forest			5	6
	Littlewood	1		32	4
	Meadowbrook			30	
	Metcalfe	1		7	
	Newberry E.S.	1		43	9
	Norton			43	4
	Parker			35	4
	Rawlings	1		12	5
	Shell			25	
	Talbot			56	3
	Terwilliger			54	8
Wiles			45	3	
Williams			27	2	
Middle Schools	Howard Bishop	4		41	12
	Fort Clarke		2	47	1
	Kanapaha	2		78	4
	Lincoln			33	4
	Mebane			27	1
	Oak View	1		51	5
	Westwood	2		47	2
High Schools	Buchholz	5		83	7
	Eastside			26	1
	Gainesville	1		73	5
	Hawthorne			16	3
	PAM @ Lofton			17	3
	Newberry H.S.			31	2
	Santa Fe			58	6
	Center Schools			2	3
Departments	A. Quinn Jones			4	5
	Sidney Lanier			2	
	Camp Crystal				2
	Fearnside Center				9
	District Office				2
	Manning Annex				29
	Sivia Center				15
	Transportation				1
	Maintenance				1
	Traffic Safety			1	

Students in Quarantine

Students absent due to COVID-19 exposure, both at school and in the community.
Data is subject to change as attendance records are updated.



COVID-19 Case Trends

Weekly reported COVID-19 cases for ACPS **staff** and **students** by test date. Filter by school or level, or click 'Date' to see cases by day, week, or month.

ACPS Role

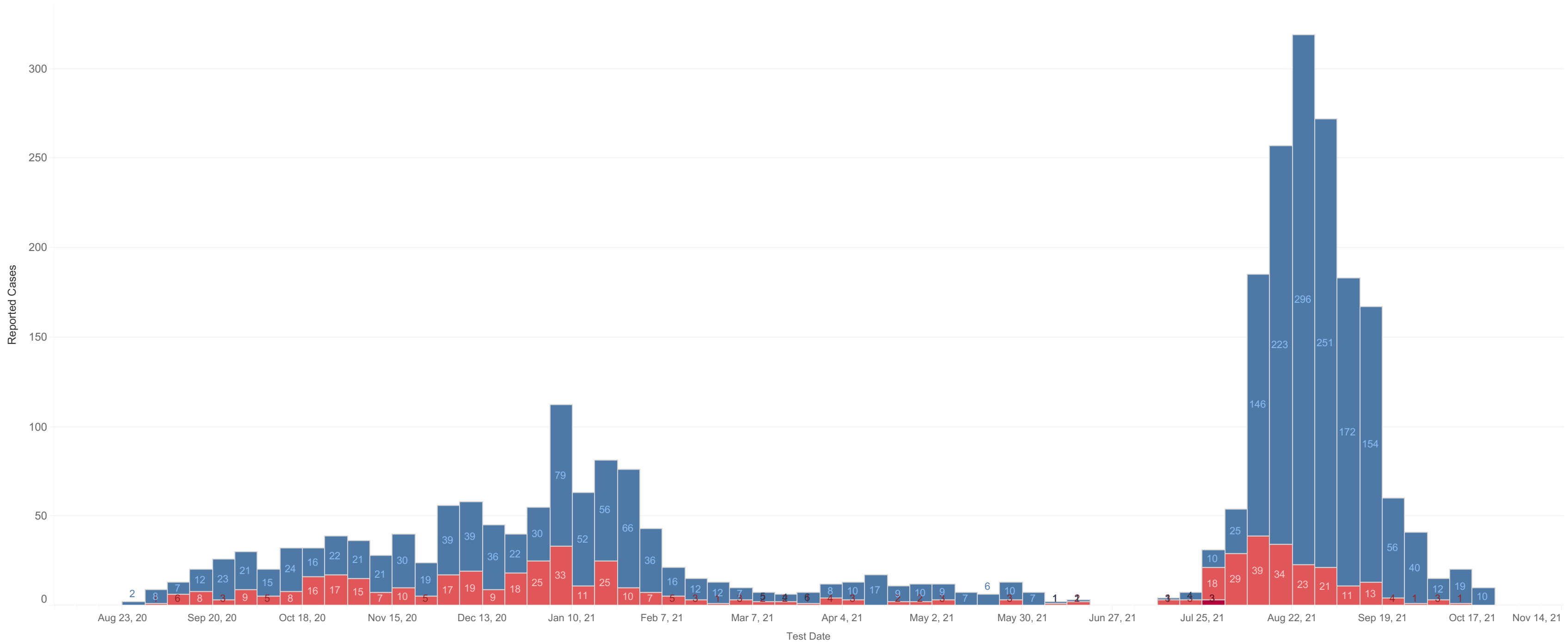
- Students
- Staff
- Vendors

Filter by School Level

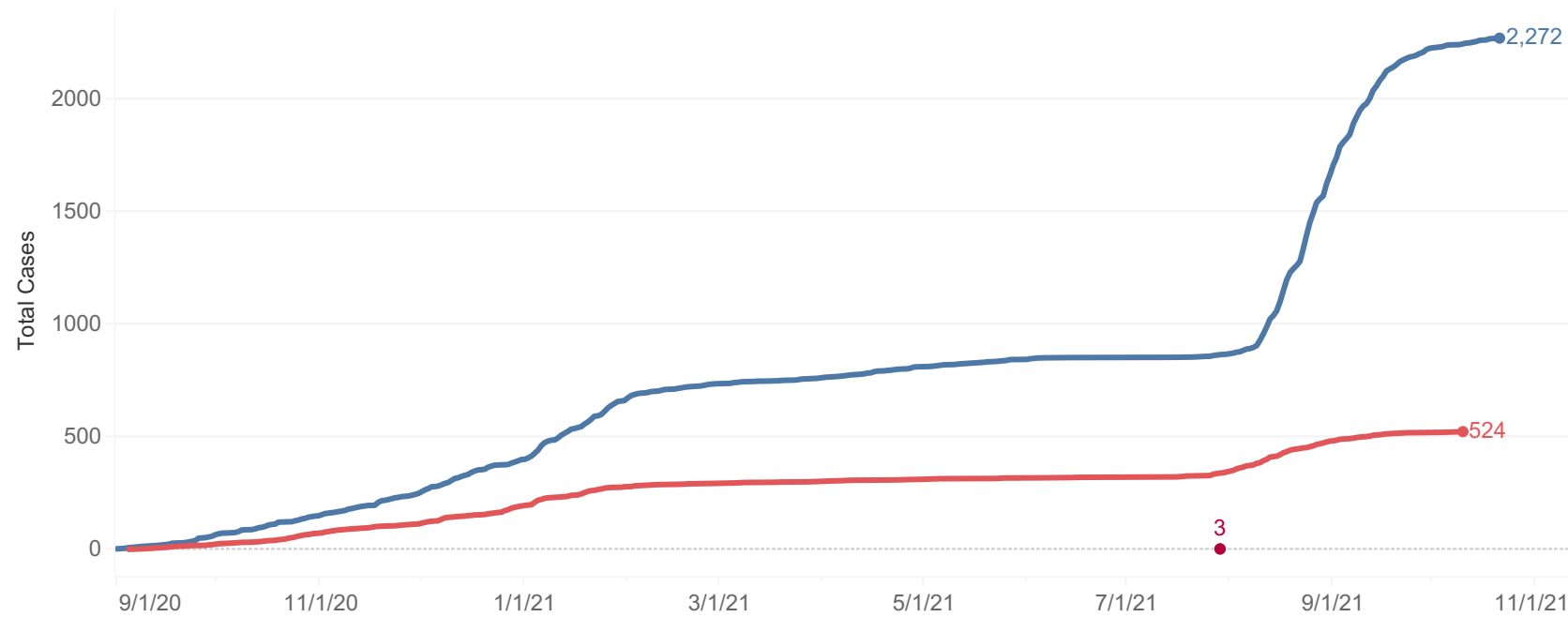
- Elementary Schools
- Middle Schools
- High Schools
- Center Schools
- Departments

Filter by Location

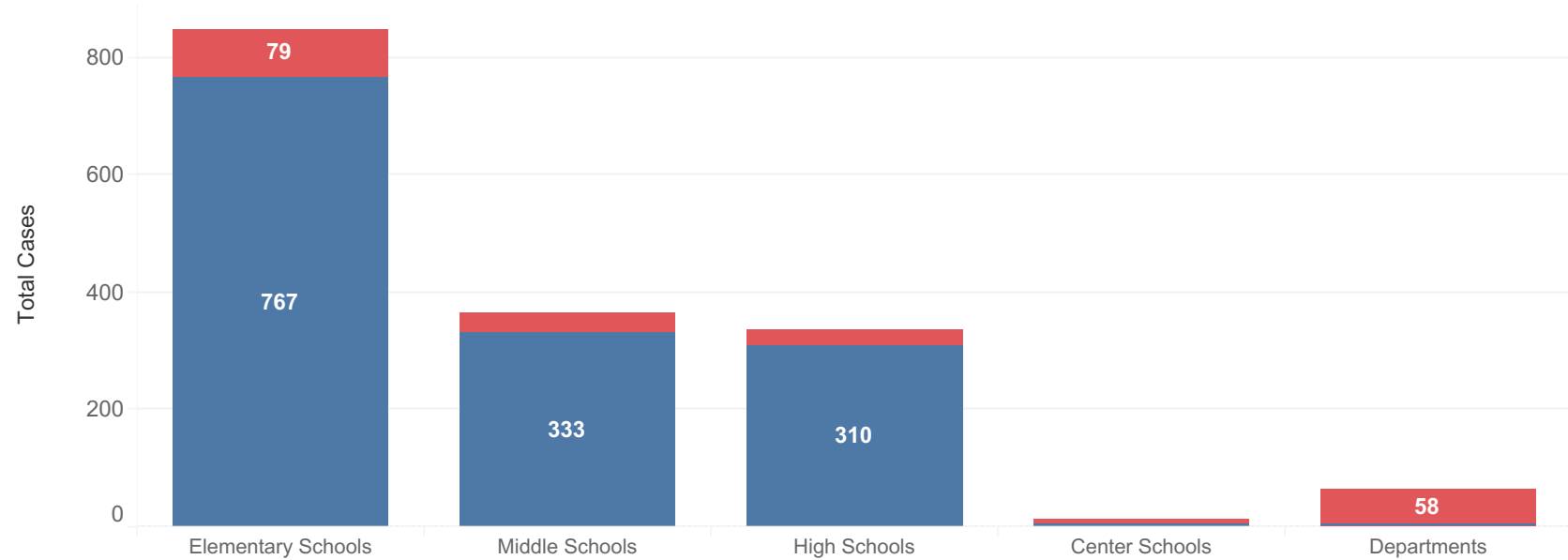
- Alachua
- Archer
- Chiles
- Duval
- Stephen Foster
- Glen Springs
- Hidden Oak
- High Springs
- Idylwild
- Irby
- Lake Forest
- Littlewood
- Meadowbrook
- Metcalfe
- Newberry E.S.
- Norton
- Parker
- Rawlings
- Shell
- Talbot
- Terwilliger
- Wiles
- Williams
- Howard Bishop
- Fort Clarke
- Kanapaha
- Lincoln
- Mebane
- Oak View



All Cases Over Time



Cases by School Level 2021-2022



Case List

Day of Positive Test	Location	Role	Count
October 21, 2021	Rawlings	Students	1
	Buchholz	Students	1
October 19, 2021	Kanapaha	Students	1
October 18, 2021	Chiles	Students	1
	Idylwild	Students	2
	Metcalfe	Students	1
	Kanapaha	Students	1
	Kanapaha	Students	1
October 17, 2021	Newberry E.S.	Students	1
	Oak View	Students	1
October 15, 2021	Hidden Oak	Students	1
	Westwood	Students	2
	Buchholz	Students	1
	Gainesville	Students	1
October 14, 2021	Buchholz	Students	3
October 13, 2021	Glen Springs	Students	3
October 12, 2021	Littlewood	Students	1
October 11, 2021	Stephen Foster	Students	2
	Idylwild	Students	2
	Howard Bishop	Students	3
October 10, 2021	Fort Clarke	Staff	1
October 9, 2021	Howard Bishop	Students	1
October 8, 2021	Fort Clarke	Staff	1
	Fort Clarke	Staff	1
October 6, 2021	Metcalfe	Students	1
	Howard Bishop	Students	1
	Kanapaha	Staff	1
	Kanapaha	Staff	1
	Kanapaha	Staff	1
October 5, 2021	Chiles	Students	1
	Meadowbrook	Students	1
	Howard Bishop	Students	1
	Kanapaha	Students	1
	Gainesville	Students	1
	Gainesville	Students	1
October 4, 2021	Hidden Oak	Students	1
	Mebane	Students	1
	Santa Fe	Students	1
	Maintenance	Staff	1
	Maintenance	Staff	1
October 3, 2021	Littlewood	Students	1

ACPS Role

- Staff
- Students
- Vendors

Cases on the Dashboard are updated after school communities are notified and close contacts are quarantined. Data are subject to change as new case information is shared by the Florida Department of Health in Alachua County. For more information about the spread of COVID-19, please visit the following resources:

Alachua County COVID-19 Dashboard
<https://dashboards.alachuacounty.us/COVID19/>

Florida Department of Health COVID-19 Response
<https://floridahealthcovid19.gov/>

Centers for Disease Control and Prevention (CDC) COVID-19 Page
<https://www.cdc.gov/coronavirus/2019-ncov/index.html>

Case Totals since August 31, 2020

Type	Location	Previous Cases		Total
		Students	Staff	
Elementary Schools	Alachua	36	10	46
	Archer	58	6	64
	Chiles	50	12	63
	Duval	6	1	7
	Stephen Foster	24	3	29
	Glen Springs	31	4	38
	Hidden Oak	67	10	78
	High Springs	100	9	109
	Idylwild	42	7	53
	Irby	17	9	26
	Lake Forest	10	12	22
	Littlewood	46	12	59
	Meadowbrook	38	9	47
	Metcalfe	13	4	18
	Newberry E.S.	54	15	70
	Norton	51	13	64
	Parker	51	11	62
	Rawlings	21	7	29
	Shell	27	4	31
	Talbot	68	10	78
Terwilliger	65	15	80	
Wiles	56	12	68	
Williams	32	4	36	
Hawthorne		4	4	
Middle Schools	Howard Bishop	62	15	81
	Fort Clarke	72	8	82
	Kanapaha	109	15	126
	Lincoln	69	17	86
	Mebane	46	5	51
	Oak View	81	16	98
	Westwood	75	6	83
High Schools	Glen Springs		3	3
	Buchholz	239	20	264
	Eastside	78	9	87
	Gainesville	184	24	209
	Hawthorne	21	6	27
	PAM @ Lofton	26	4	30
	Newberry H.S.	101	17	118
	Santa Fe	95	16	111