

Accessing Your KnowBe4 Training

Follow these instructions to navigate to your KnowBe4 account and to access your KnowBe4 (KB4) training materials.



You've been enrolled in training External Inbox x

Note: Google recognizes the methods KnowBe4 utilizes to emulate our environment as looking like spam, so emails from KB4 are often flagged by Google with a yellow banner warning to “Be careful with this message.”

Be careful with this message

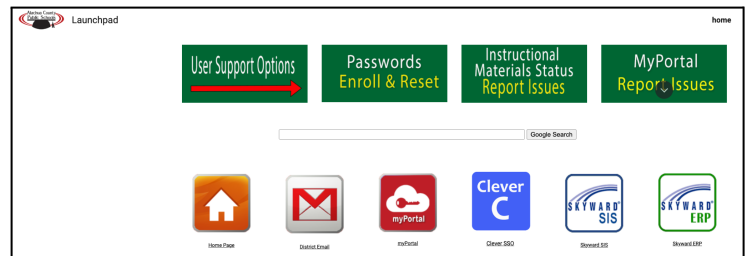
KnowBe4 is similar to a name in your organization, but the email address does not belong to your domain or Alachua County Public Schools Mail couldn't verify that it actually came from do-not-reply@training.knowbe4.com. Avoid replying to this email unless you reach out to the sender by other means to ensure that this email address is legitimate.

Report phishing

Looks safe



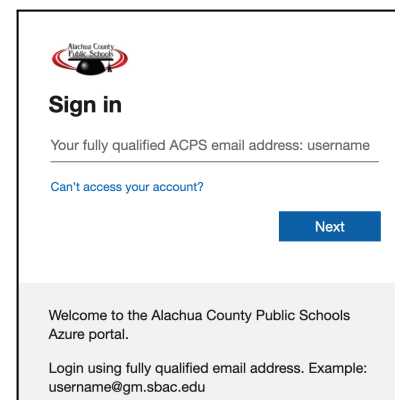
1. Navigate to the ACPS [Launchpad](#).



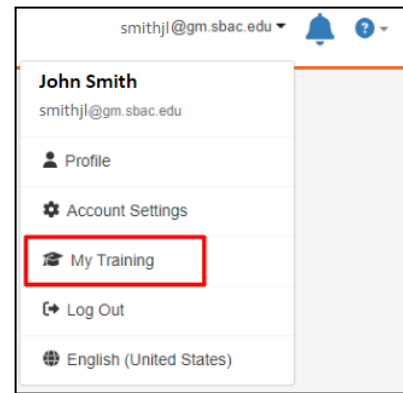
2. Select the **KnowBe4** tile.



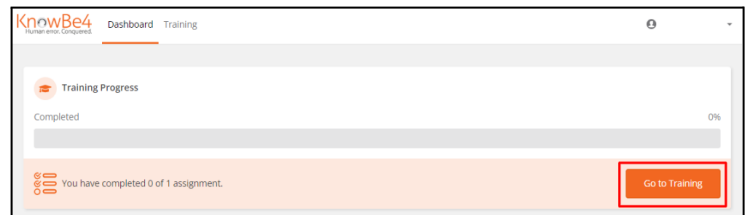
3. Sign in with your school board Gmail address and password.



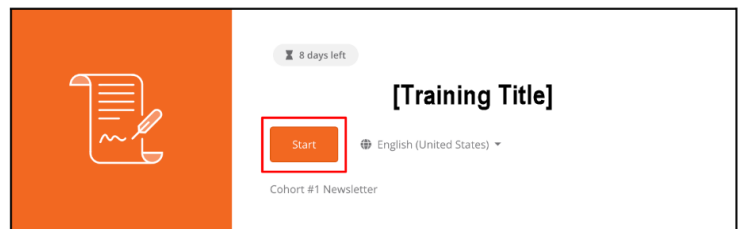
4. In the top, right-hand corner of your KB4 Dashboard, select the drop down menu next to your email. Select **My Training**.



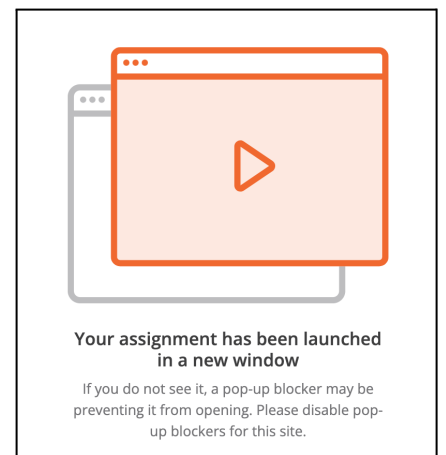
5. Select **Go to Training**.



6. Select **Start**.



7. Training launches in a new window.



8. Check **I have read**. Select **Submit**.

