

Atoll



Cliff



Iceberg



Plain



Archipelago



Continent



Island



Plateau



Badlands



Delta




Isthmus



Prairie



Bay



Desert



Jungle



River



Beach



Dune



Lagoon



Sea



Butte



Fjord



Lake



Sound



Canal



Forest




Marsh



Swamp



Canyon



Geyser



Mesa



Tundra



Cape



Glacier



Mountain



Valley



Cave



Gulf



Ocean




Volcano



Channel



Hill



Peninsula



Waterfall



GEOGRAPHY TERMS