

Skyward Family Access: Progress Reports and Report Cards

Your student's current report can be accessed through Skyward Family Access. Reports (progress or quarter) will be available through the attachments tab until the next report is posted. Only the Final Report Card of the year will remain at the end of the school year. Current grades are also viewable by looking at the **Gradebook** tab at any time throughout the term. Reports will be posted by noon on the date published in the district calendar.

*A key of term abbreviations is at the end of this document.

Don't have a Family Access account?

If you do not yet have a Skyward Family Access account set up, you can email your child's school OR email familyaccessrequest@gm.sbac.edu. In the email, please include the following information:

- Your full name
- Your student's full name
- Your student's date of birth
- Your student's grade level
- Your student's school name
- A picture of parent ID (for identification purposes) such as a Driver's License

If your child is in special education with an IEP, your child's quarter and/or final IEP Progress Reports will be available in one of 3 ways:

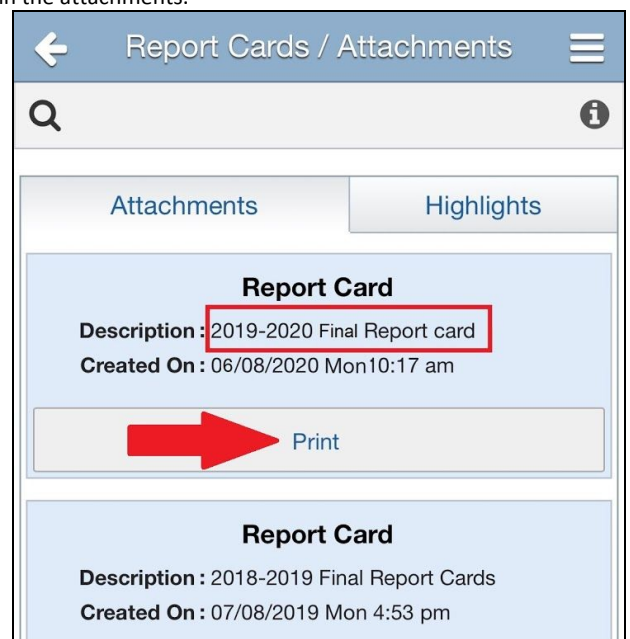
1. Available as an attachment in Skyward Family Access (same as report cards below).
2. Hard copy at school's front office for parent pickup.
3. Schools will mail home hard copy.

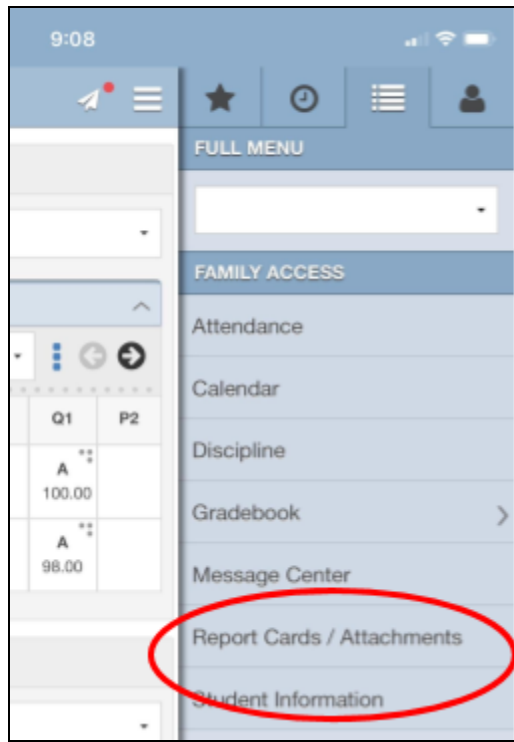
Contact your school to determine which method they are using.

Accessing Final Report Card on the Mobile App

From the Menu, choose **Report Cards/Attachments**

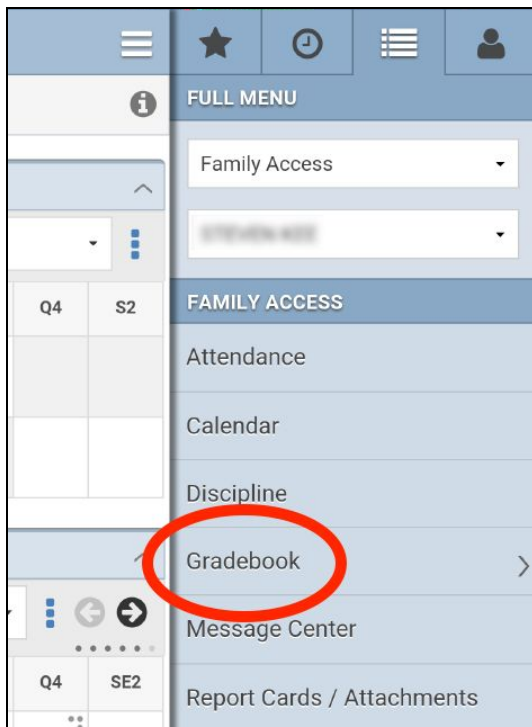
Click **Print** to View Progress Report or Report Card
Progress reports and report cards will only remain until the following marking period. At the end of the year, only the Final Report Card will remain in the attachments.



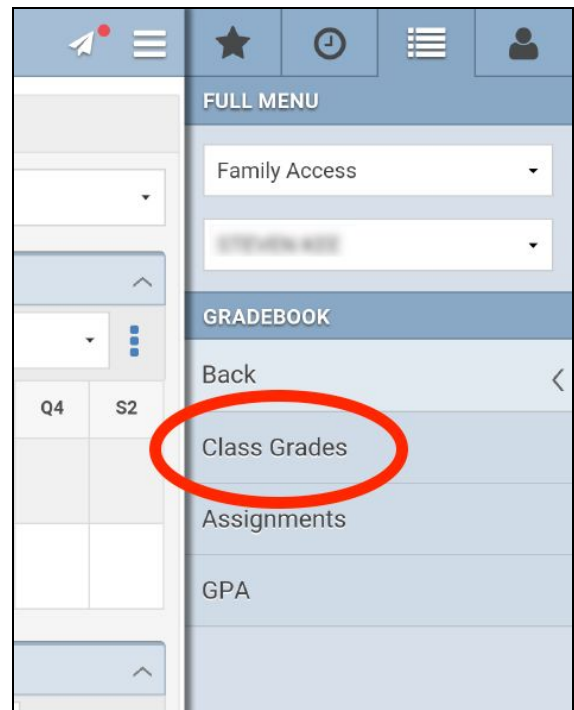


Viewing Gradebook from the Mobile App

From the Menu, choose **Gradebook**




Then **Class Grades**



Look for the Current Term. To see specific grades, find the matching quarter term and click on the 3 dots to expand.

View individual assignments and test grades.



Class	P4	C4	Q4	SE2
AP U.S. HIST Prd 1 /	A 100.00		A 100.00	
AP ENG COMPO Prd 2 /	A 100.00		A 100.00	
AP CAPSTONE SEML... Prd 3 /	A 100.00		A 100.00	
CHEM 1 HON Prd 4A /	A 94.00		A 94.00	
ALG 2 Prd 5 /	B 84.00		B+ 87.00	A 90.00
DRAFT 3 Prd 6 /	A 94.00		A 96.00	

Accessing Report Card from the Desktop Version

From the Main Menu, choose **Report Cards/Attachments**.

Family Access
STUDENT NAME

My Account Report History Exit

Upcoming Events Calendar

Today, Thu Apr 2, 2020

Quiz - Tech Capacity

Attention: GAINESVILLE HIGH SCHOOL

NOTE: All courses with a statewide End of Course (EOC) assessment must include that score as 30% of the final grade calculation. EOC courses are currently calculated based only on semester grades and will be recalculated at a later date.

- Home
- Calendar
- Gradebook
- Attendance
- Student Info
- Discipline
- Test Scores
- Graduation Requirements
- Academic History
- Report Cards / Attachments**
- Skylet
- Health Info
- Login History

Click on the **Report Name** (progress report or report card) to view the current report card. Progress reports and report cards will only remain until the following marking period. At the end of the year, only the Final Report Card will remain in the attachments.

Family Access My Account Report History Exit

SKYWARD STUDENT NAME f t

Report Cards / Attachments - Attachments

GAINESVILLE HIGH SCHOOL

Report Directory is not available for Student Name

Description	Type	Created
2019-2020 Final Report Card	Report Card	Mon Jun 8, 2020
2018-2019 Final Report Cards	Report Card	Mon Jul 8, 2019 4:53pm

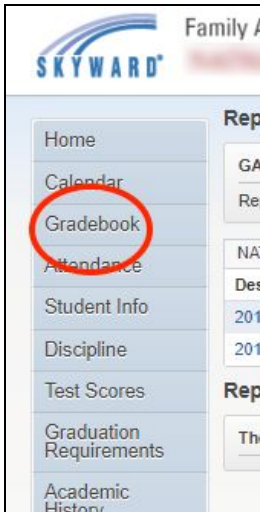
Report Cards / Attachments - Highlights

There are no highlights for (GAINESVILLE HIGH SCHOOL)

Home
Calendar
Gradebook
Attendance
Student Info
Discipline
Test Scores
Graduation Requirements
Academic History
Report Cards / Attachments
Skylert

Accessing Gradebook the Desktop Version

Login to [Skyward Family Access](#), click on **Gradebook**.



Look for the Current Term. To see specific grades, find the matching quarter term and click on the letter grade to see details.

		Display Options GPA										Grades pos
Class		P1	C1	Q1	P2	C2	Q2	P3	C3	Q3		
Language Arts-Grade One (Dropped) Period 1 (7:45 AM - 8:15 AM)												
▶ Science - Grade 1 Period 1 (7:45 AM - 8:15 AM)		E	S	S+		S	E	S+	S	E		
▶ Social Studies Grade 1 Period 1 (7:45 AM - 8:15 AM)												
Language Arts-Grade One Period 2 (8:15 AM - 8:45 AM)												
Physical Education - Grade 1 Period 2 (8:15 AM - 8:45 AM)												
▶ Mathematics - Grade One Period 3 (8:45 AM - 9:15 AM)		E	S	S+		S	S+	E	S	S		
▶ Language Arts-Grade One Period 4 (9:15 AM - 9:45 AM)		U	S	U		S	U	U	S	U		
▶ Music - Grade 1 Period 5 (9:45 AM - 10:15 AM)				E		S	E		S	E		
▶ Art - Grade 1 Period 6 (10:15 AM - 10:45 AM)		E	S	E		S	E		S	E		
▶ Music - Grade 1 Period 6 (10:15 AM - 10:45 AM)			S	E		S	E		S	E		
▶ Physical Education - Grade 1 Period 6 (10:15 AM - 10:45 AM)			S	E		S	E		S	E		
Social Studies Grade 1 (Dropped) Period 6 (10:15 AM - 10:45 AM)												

Grading Term Key

ELEMENTARY

MIDDLE/HIGH

BLOCK

P1: Progress Report 1
Q1: Quarter 1
C1: Citizenship 1
P2: Progress Report 2
Q2: Quarter 2
C1: Citizenship 2
P3: Progress Report 3
Q3: Quarter 3
C1: Citizenship 3
P4: Progress Report 4
Q4: Quarter 4
C1: Citizenship 4
FIN: Final Grade

P1: Progress Report 1
Q1: Quarter 1
C1: Citizenship 1
P2: Progress Report 2
Q2: Quarter 2
C1: Citizenship 2
SE1: Semester 1 Exam
S1: Semester 1
P3: Progress Report 3
Q3: Quarter 3
C1: Citizenship 3
P4: Progress Report 4
Q4: Quarter 4
C1: Citizenship 4
SE2: Semester 2 Exam
S2: Semester 2

FALL
Q1: Quarter 1
Q2: Quarter 2
SE1: Semester Exam 1
F1: Fall Semester 1
Q3: Quarter 3
Q4: Quarter 4
SE2: Semester Exam 2
EOC: End of Course Exam
F2: Fall Semester 2
SPRING
SQ1: Spring Semester Quarter 1
SQ2: Spring Semester Quarter 2
SE1: Spring Semester Exam 1
SS1: Spring Semester 1
CN1: Citizenship Spring Quarter 1
CN2: Citizenship Spring Quarter 2
CN3: Citizenship Spring Quarter 3
CN4: Citizenship Spring Quarter 4

Please contact your student's school if you cannot access the report card or grades.