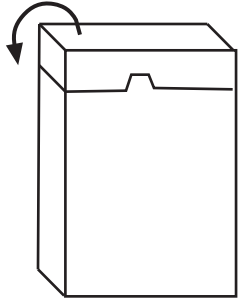
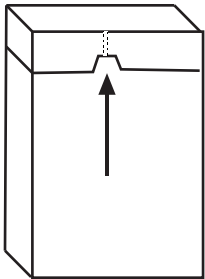



Father's Day Gift Bag




1. Open a white lunch-sized bag and fold down the top 2 inches.



2. Cut a slit in the center of the top edge, to just below the fold.



3. Fold down the slit to form a collar.



4. Glue a tie shape at the center of the collar. Use bag as a gift bag for dad.